

IC series

Pushbutton switches for harsh environments - short case - bushing Ø 12 mm - momentary

Distinctive features and specifications

UG1410A



- Momentary with short case, reduced behind-panel depth
- Tactile feedback
- Flat round actuator for optional marking
- Glossy actuator option (round curved only)
- Sealed to IP67

ENVIRONMENTAL SPECIFICATIONS

- Front panel sealing : IP67 according to IEC 60529
- Shock resistance : 100 g according to IEC 512-4, test 6c
- Vibration resistance : 10-500Hz - 10 g according to IEC 512-4, test 6d
- Salt spray : IEC 512-6, test 11f
- Robustness : IK06 according to EN 50102 (1 joule)
- Operating temperature : -40°C to +85°C

GENERAL SPECIFICATIONS

- Panel thickness : 1,5 mm (.059) min. 4 mm (.157 max.)
- Total travel : 1,7 mm (.067)+/- 0,3 mm
- Typical operating force : 4N +/- 2N
- Low level or mechanical life : 1.000.000 cycles
- Torque : 1,5 Nm max. applied to nut
- Soldering : 320°C max. for 3 sec.

ELECTRICAL SPECIFICATIONS

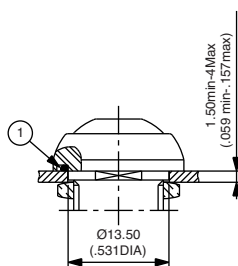
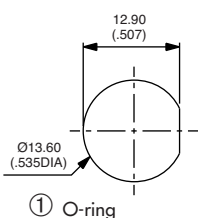
- Max. current/voltage rating with resistive load :
5A 28VDC, 70.000 cycles
0,2A 48VDC, 500.000 cycles
0,5A 48VAC, 500.000 cycles
- Initial contact resistance : 50 mΩ max.
- Insulation resistance : 1 GΩ min. at 500VDC
- Dielectric strength : 1.500 Vrms 50 HZ between terminals

MATERIALS

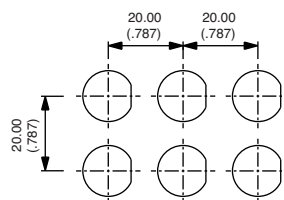
- Case : thermoplastic UL94-V0
- Actuator : polyamide 6/6
- Bushing/bezel : zinc die-cast (zamac), black painted
- Contacts : silver, gold plated
- Multi-wire lead AWG20, section 0,6 mm²
- Terminal seal : epoxy

MOUNTING

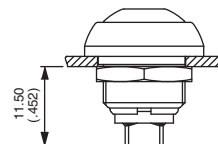
Panel cut-out



Matrix mounting



Back of panel space requirement

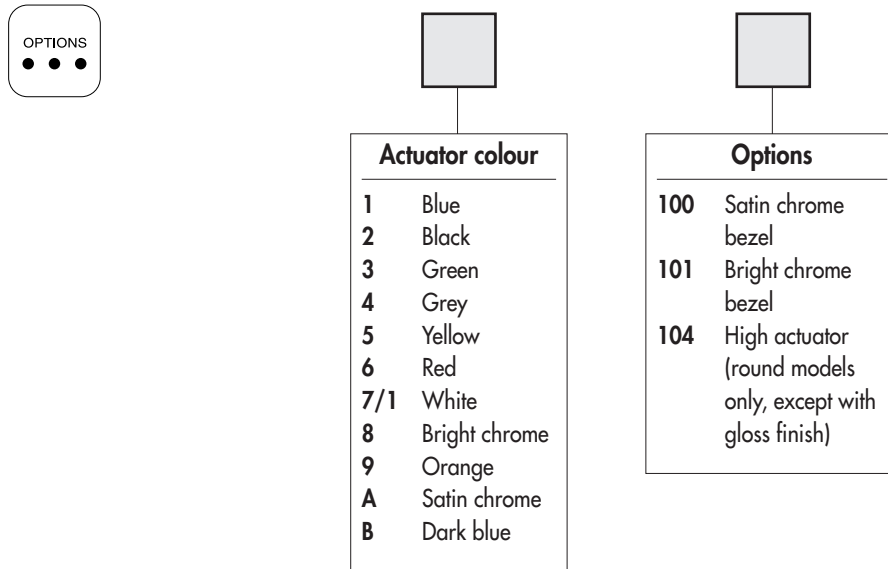
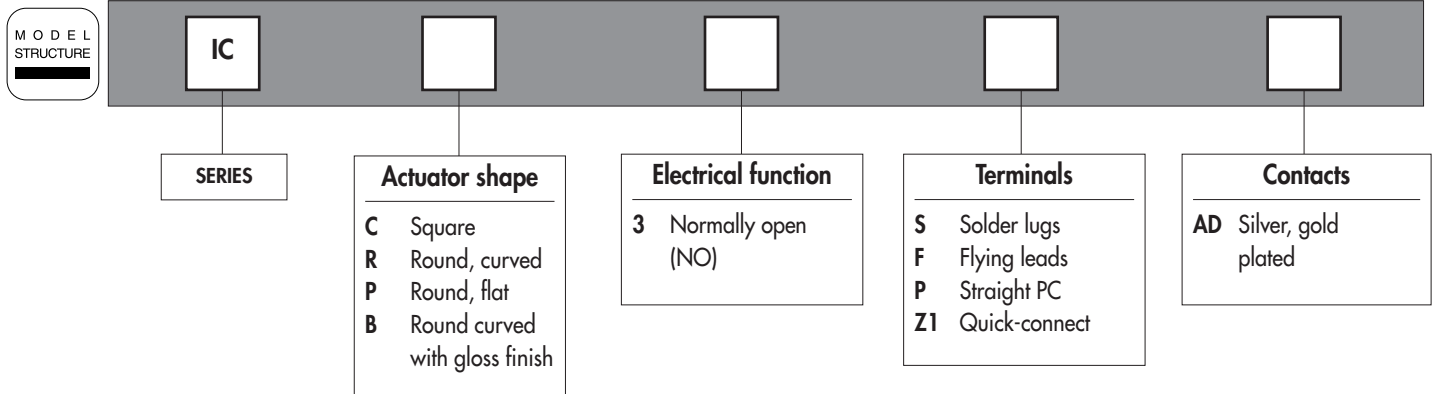


The company reserves the right to change specifications without notice.

IC series

Pushbutton switches for harsh environments - short case - bushing Ø 12 mm - momentary

Overview



ABOUT THIS SERIES

On the following pages, you will find successively :
model structure of switches and options in the same order as in above chart

Dimensions : first dimensions are in mm while inches are shown as bracketed numbers.



NOTICE : please note that not all combinations of above numbers are available. Refer to the following pages for further information.



A sealing boot is available to protect the switches against frost and sand (P/N U5125). It is presented after the IA series and in Section H.



Mounting accessories : Standard hardware supplied : 1 hex nut 14 mm (.551) across flats and 1 O-ring. Hex nut part number U166.

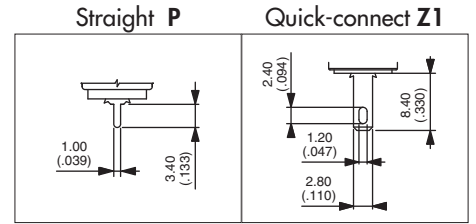
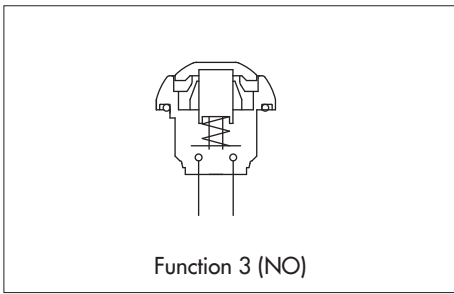


Packaging unit : 25 pieces

IC series

Pushbutton switches for harsh environments - short case - bushing \varnothing 12 mm - momentary

Square - non-illuminated



MODEL STRUCTURE



B1

Solder lug terminals

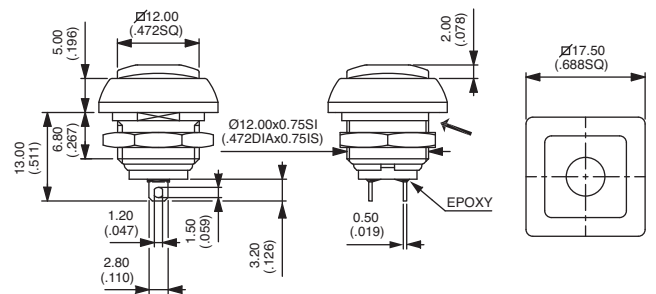
→ Flat



ICC3SAD



Normally Open



Also available with straight PC terminals : **ICC3PAD**
and quick-connect terminals : **ICC3Z1AD**

Sealed flying lead terminals

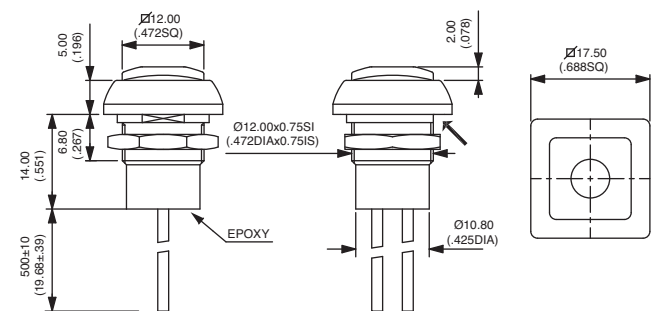
→ Flat



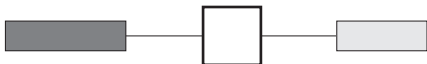
ICC3FAD



Normally Open

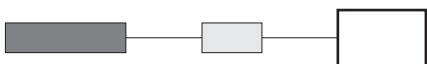


ACTUATOR COLOUR



1 : blue - 2 : black - 3 : green - 4 : grey - 5 : yellow - 6 : red - 7/1 : white - 8 : bright chrome - 9 : orange
A : satin chrome - B : dark blue

OPTIONS

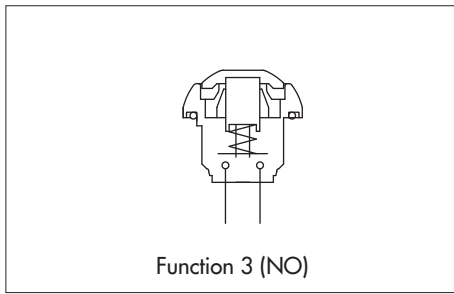


100 : Satin chrome bezel
101 : Bright chrome bezel

IC series

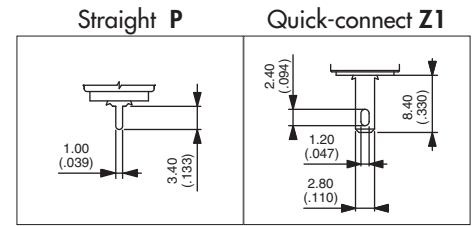
Pushbutton switches for harsh environments - short case - bushing \varnothing 12 mm - momentary

Round - non-illuminated



• Gloss actuator finish

Curved actuator also available with gloss finish - replace ICR by ICB in the part numbers below.
Not available with option 104 (high actuator).



MODEL STRUCTURE



Actuator marking available on ICP models (symbol 10 mm max.). On request.

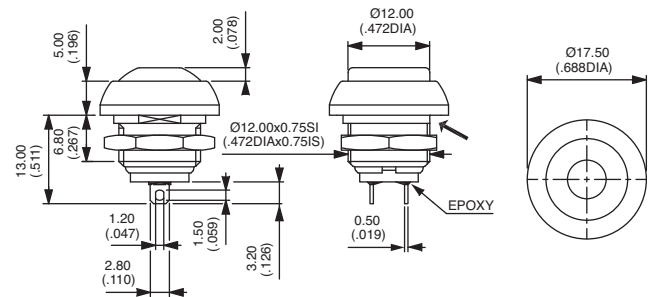
Solder lug terminals



Curved actuator
ICR3SAD Normally open

Flat actuator
ICP3SAD Normally open

→ Flat



Also available with straight PC terminals : **IC•3PAD**
and quick-connect terminals : **IC•3Z1AD**

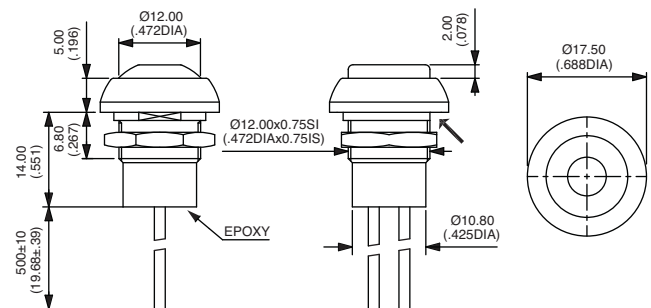
Sealed flying lead terminals



Curved actuator
ICR3FAD Normally open

Flat actuator
ICP3FAD Normally open

→ Flat

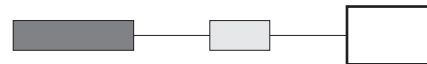


ACTUATOR COLOUR



1 : blue - 2 : black - 3 : green - 4 : grey - 5 : yellow
6 : red - 7/1 : white - 8 : bright chrome - 9 : orange
A : satin chrome - B : dark blue

OPTIONS



100 : Satin chrome bezel
101 : Bright chrome bezel
104 : High actuator (round models, except w. gloss finish)

